

Courtyard COLLECTION[®]



Insulated steel construction, fashioned to resemble the elegant wood designs of traditional carriage house doors.

The Genuine. The Original.





Courtyard Collection® doors give you the beauty of wood with the durability of steel. Each model provides varied design options to complement any home.



Image above: Model 7560, Panel X Brown finish, Stockbridge windows, decorative hardware
Cover image: Model 7560, Panel C5 White finish, Stockbridge windows, decorative hardware


Built Better from the Inside Out

Door Construction

Our Courtyard Collection® doors are made with an insulated steel construction and fashioned to resemble the elegant wood designs of traditional carriage house doors.



Foamed-in-place Polyurethane

With a U-factor¹  of up to 0.15 and an R-Value² of up to 12.76, foam insulation helps control costly heat loss and gain. This type of insulation can also diminish street noise and provide for quieter door operation.



Nylon 13 Ball Bearing Rollers

Durable nylon rollers containing 13 heavy-duty ball bearings for quiet operation are standard on Model 7560 and an optional upgrade for Model 7520.



Thermal Seals

Innovative in-between section thermal seals provide an air infiltration rating as low as .08 cfm and help to provide superior resistance to the elements.



Wood Grain Textured Overlay Boards


Weather resistant trim overlay boards help protect against dents and the elements.

Wind Load-Rated Options


Choosing wind load-rated options helps safeguard your door in extreme wind conditions. Wind load rating means your home can be built to withstand a variety of wind conditions and meet your local building codes. (Optional on Model 7560)

High Cycle Spring

This optional spring provides a 25,000 cycle life for more than twice the life of a standard torsion spring.



Overhead Door™ Brand participates in the DASMA Thermal Performance Verification Program. The program verifies the thermal performance of sectional garage doors. The lower the U-factor rating, the better the thermal performance.

 Symbol indicates verified U-factor rating in accordance with the DASMA Thermal Performance Verification Program.

1 - U-factor is independently tested and verified per ANSI/DASMA 105 using solid doors and specific product sizes.
2 - Overhead Door Corporation uses a calculated door section R-value for our insulated doors.



Model 7560, Panel H, White finish, Stockton windows, decorative hardware

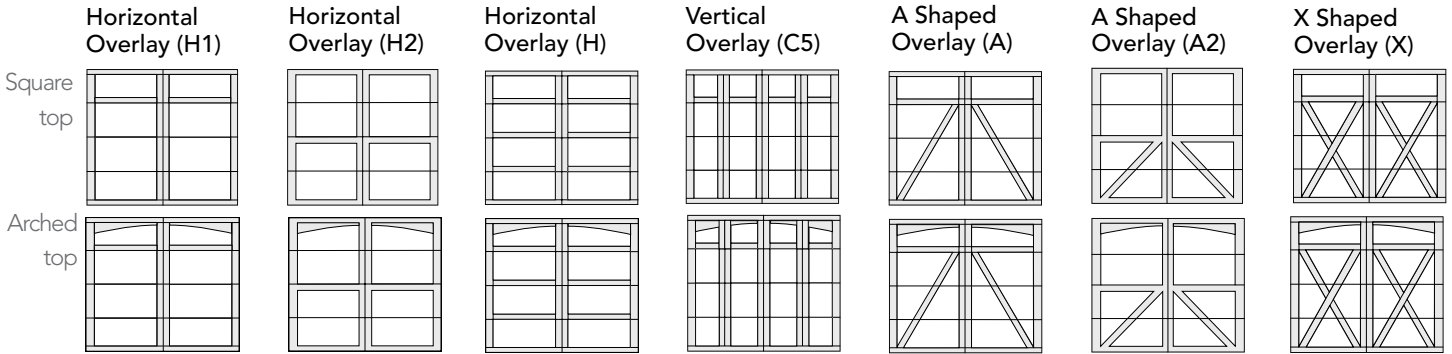
Courtyard COLLECTION® Door Designs

Select your Door Panel Style

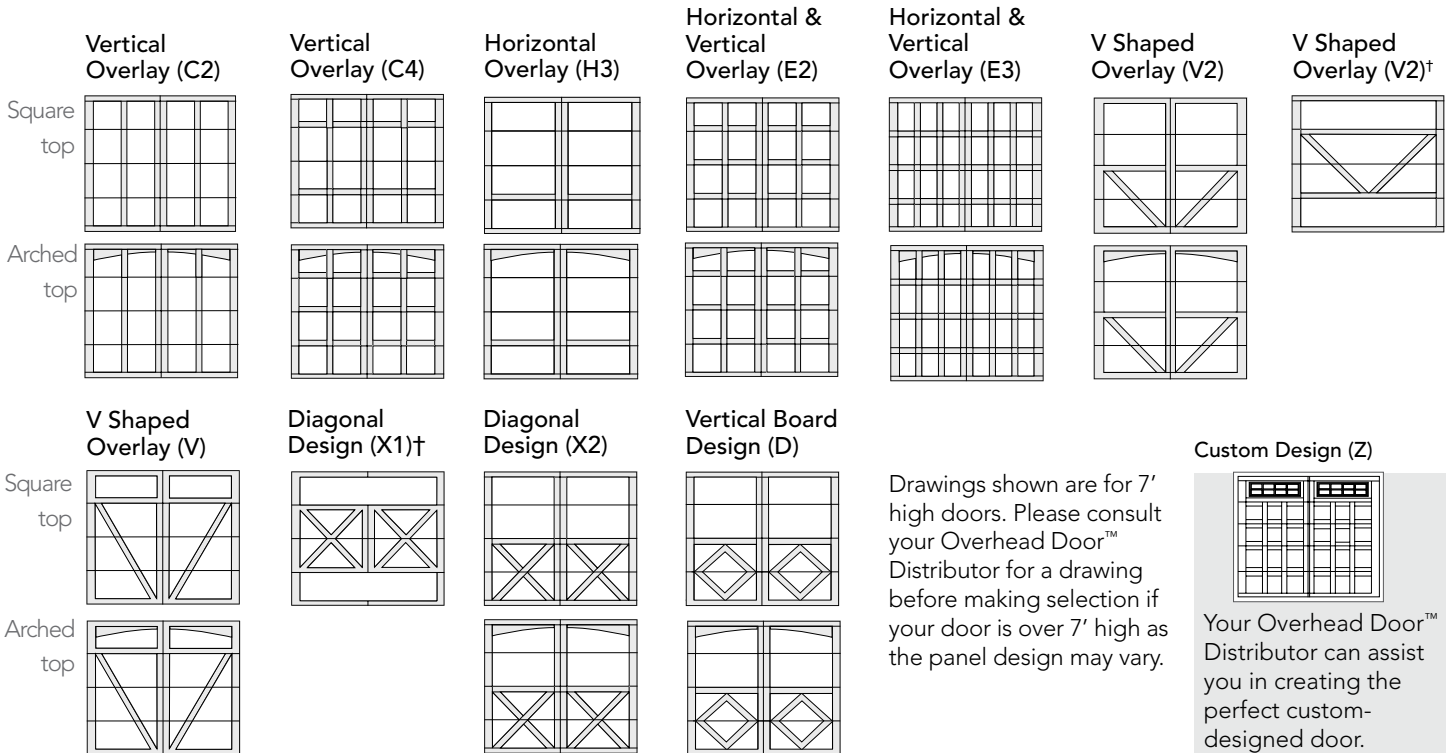
1 Choose a Panel Style and Model

The Courtyard Collection® includes two models – please see the chart at the bottom of the page for details. Some panel styles are only offered in the Model 7560 as indicated below.

Models 7520/7560



Model 7560



Drawings shown are for 7' high doors. Please consult your Overhead Door™ Distributor for a drawing before making selection if your door is over 7' high as the panel design may vary.

Your Overhead Door™ Distributor can assist you in creating the perfect custom-designed door.

†Windows and arches not available.

MODELS	WOOD GRAIN TRIM	COLOR MATCHED TRIM	WARRANTY	POLYURETHANE INSULATION	U-FACTOR ¹ 	R-VALUE ²	OVERLAY THICKNESS	DOOR THICKNESS	COMMERCIAL TRACK	RESIDENTIAL TRACK	BALL BEARING ROLLERS WITH NYLON WHEELS
7520	●	●	20-Year Limited	●	0.20	9.3	3/8"	1"	Optional	●	●
7560	●	●	Limited Lifetime	●	0.15	12.76	3/4"	1 3/8"	●	●	●


¹ - U-factor is independently tested and verified per ANSI/DASMA 105 using solid doors and specific product sizes.
² - Overhead Door Corporation uses a calculated door section R-value for our insulated doors.
[†] See full text of warranty for details.

Courtyard COLLECTION®
Door Designs


Select your Color and Windows

2 Choose a Color


Painted finishes




White




Almond




Desert Tan




Sandstone




Terra Bronze*




Brown*



Forest Green*



Gray*



Black*

Actual colors may vary from brochure due to fluctuations in the printing process. **Always request a color sample from your Distributor for accurate color matching before ordering your door.**

*Available on Model 7560 only

3 Choose a Window Style

Wind load-rated windows are offered only for Models 7560. Windows not available on V1, X1 panels or 12' doors.



Clear Long



Stockbridge



Stockton



Stockton Arch



Somerton



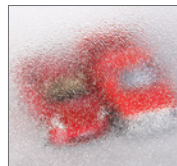
Wyndbridge

Choose a Glass Type

Models 7520 available with single pane glass only. Models 7560 available with insulated glass.



Clear




Obscure

Actual glass may vary from brochure photos due to fluctuations in the printing process. Check with your Overhead Door™ Distributor to view a glass sample.

Decorative Accents

Customize your Door with Decorative Hardware


Choose your Decorative Hardware



Arrow




Aspen



Barcelona



Bean



Conifer



Fleur De Lis



Spear

5

Choose your Opener



Be sure to ask about our complete line of Overhead Door® garage door openers. Powerful, quiet and durable, these garage door openers are designed for performance, safety and convenience. Your Overhead Door™ Distributor will help you choose the opener that best suits your door and preferences.



Model 7560, Panel H1, Sandstone/Terra Bronze finish, Clear Long windows



Our Courtyard Collection® features insulated steel construction, fashioned to resemble the elegant wood designs of traditional carriage house doors.



Transform Your Home with the DoorView® Visualization Tool.

Go to overheaddoor.com to try our online interactive software tool that lets you visualize what your home would look like with a new Overhead Door™ garage door. Contact your local Overhead Door™ Distributor for more information and to receive a quote.



BEFORE



AFTER

Model 7560, Panel C5, Gray finish, Stockton Arched windows, decorative hardware

The Genuine. The Original.

Since 1921, Overhead Door Corporation has not only raised the standards of excellence for the industry – we’ve created them. We created the first sectional garage door in 1921 and the first electric garage door opener in 1926.

Today, our network of over 400 Overhead Door™ Distributors are still leading the way with innovative solutions and unmatched installation, service and support. So look for the Red Ribbon. It’s your guarantee that you’re getting the genuine, the original Overhead Door™ products and services.

SOLD AND DISTRIBUTED BY:

Overhead Door Company
of Southern California™

12215 Kirkham Road Suite 200,
Poway, CA 92064
(858) 264-3650

The Genuine. The Original.



2501 S. State Hwy. 121 Bus., Suite 200, Lewisville, TX 75067
1-800-929-DOOR • sales@overheaddoor.com
overheaddoor.com

